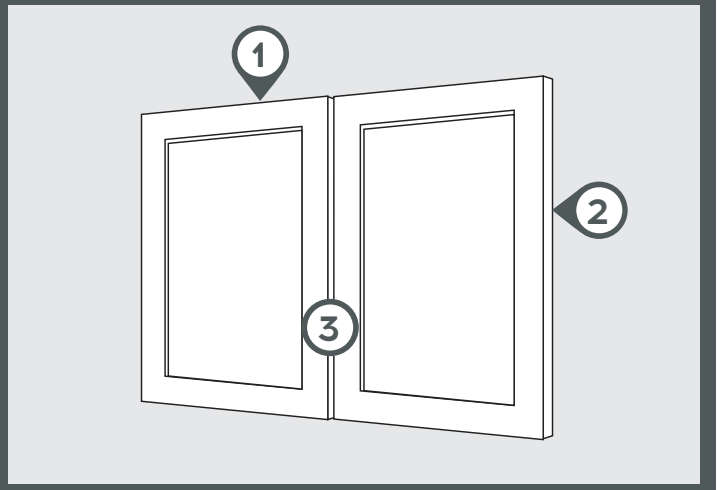


# Hinge Adjustment Guide


All of our hinges are 6-way adjustable that allows fine tuning in 3 dimensions:

- ① Up and down - for door alignment
- ② In and out - adjusts space between door and cabinet
- ③ Side to side - adjusts gap between two doors.



## Framed Cabinet Hinges

**Center Screw:**  
Loosen screw to move door up and down




**Back Screw:**  
Turn screw to move the door in and out

**Front Screw:**  
Turn screw to move the door side to side

## Frameless Cabinet Hinges

**Hinge Plate Screws:**  
Loosen screw to move door up and down



**Back Screw:**  
Turn screw to move the door in and out

**Front Screw:**  
Turn screw to move the door side to side