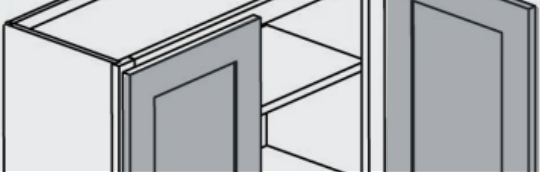
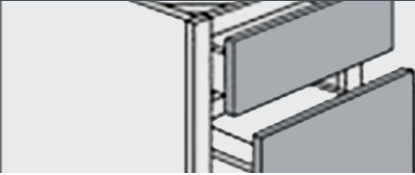
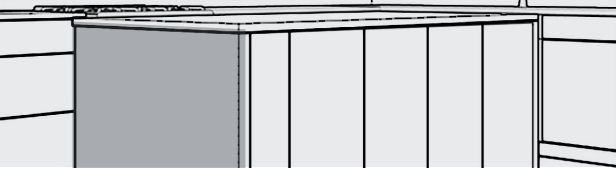
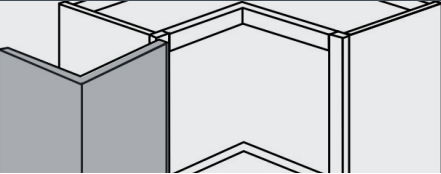
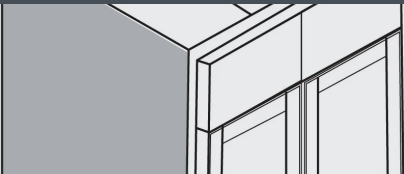
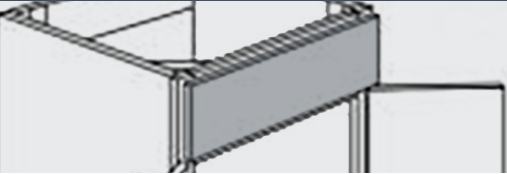



Part Type Min/Max Dimensions

	SHAKER		SLAB	
DOOR				
	Width	Height	Width	Height
Min	5"	7.5"	5"	7.5"
Max	36"	63"	36"	63"
DRAWER FRONT				
	Width	Height	Width	Height
Min	5"	5"	5"	3"
Max	48"	45"	48"	45"
*5.25" for Artisan and Cottage pull options				
DECORATIVE PANEL				
	Width	Height	Width	Height
Min	5"	5"	5"	3"
Max	36"	63"	36"	63"
DOOR, INSIDE CORNER				
	Width	Height	Width	Height
Min	5"	18"	5"	18"
Max	18"	35"	18"	35"
1/4" PANEL				
	Width	Height	Width	Height
Min	3"	3"	3"	3"
Max	36"	63"	36"	63"
FALSE FRONT				
	Width	Height	Width	Height
Min	5"	5"	5"	3"
Max	48"	45"	48"	45"
HAMPER FRONT				
	Width	Height	Width	Height
Min	7.5"	5"	7.5"	3"
Max	63"	36"	63"	36"
*5.25" for Artisan and Cottage pull options				