

# PRODUCT TECHNICAL GUIDE

## OFFERING CHART

\*DECORATIVE PANEL AVAILABLE IN DOOR STYLE AS SEEN ON CHART.



DOOR COLOR ▶		FLOUR	MIST	STORM	GRAPHITE	SLATE	CAFE WALNUT	LATTE WALNUT	ESPRESSO WALNUT	SABLE OAK	NIMBUS OAK	WHEAT OAK	SNOW GLOSS	PLATINUM TEAK	URBAN TEAK	PAINT READY
DOOR STYLE	SHAKER CLASSIC	✓	✓	✓	✓	✓	✓	✓	✓	✓	✓	✓				✓
	SHAKER SLIDE	✓		✓	✓				✓							✓
	SLAB	✓	✓	✓	✓	✓	✓	✓	✓			✓	✓	✓	✓	✓
	FUSION CLASSIC	✓	✓	✓	✓	✓	✓	✓	✓			✓				✓
	FUSION SLIDE	✓		✓	✓				✓							✓
ACCESSORY	MOLDINGS	✓		✓	✓				✓							✓
	PEEL AND STICK FILM	✓	✓	✓	✓	✓	✓	✓	✓	✓	✓	✓				
	PANEL 1/4" & TOE KICK	✓	✓	✓	✓	✓	✓	✓	✓	✓	✓	✓	✓	✓	✓	✓
	*DECORATIVE PANEL	✓	✓	✓	✓	✓	✓	✓	✓	✓	✓	✓	✓	✓	✓	✓

### PEEL AND STICK FILM

Peel and Stick Film for cabinet boxes is offered in select colors. Available in 2' w x 8'h and 4'w x 8'h. Perfectly matches doors. Woodgrain runs in the 8' direction.

### 1/4" PANEL

1/4" thick and raw on all sides.

### DECORATIVE PANEL

3/4" thick, depending on what color, all panels are finished and edge banded.

### TOEKICK

Available in 1/8" and 1/4" thick, depending on the color and fixed size of 4 1/2" x 94" long.

### PAINT & TOUCH-UP PENS


Paint is available in every color. The paint sticks to any clean, dull surface. It's a latex (water-based) paint with a satin finish that's highly durable, lightfast, moisture resistant, and washable. Touch-up pens are available in all colors (except Snow Gloss) to fix minor scratches. If needed, rub off excess with a soft cloth or steel wool.






### CAULK

Available in all colors except Snow Gloss. Squeeze tubes contain 5.5oz. for use on molding seams or transitions from moldings to walls and cabinets. Easy water cleanup.

# PRODUCT TECHNICAL GUIDE

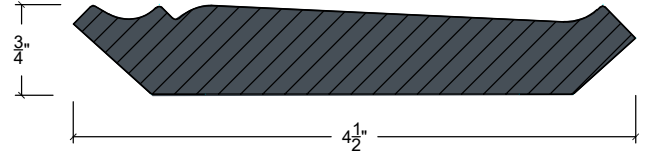
## HINGES

Available in multiple overlays, in self and soft-close, and for many special circumstances:  = AVAILABLE

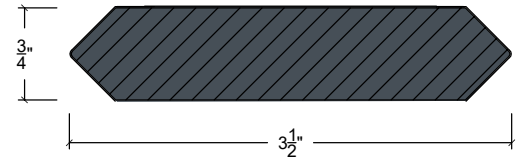
HINGE OVERLAY	FRAMED	FRAMELESS	SELF CLOSE	SOFT CLOSE
1/2"				
3/4"				
1"				
1-1/4"				
1-3/8"				
FULL OVERLAY				
45 DEGREE				
BLIND				
INSIDE SQUARE CORNER				

## MOLDINGS

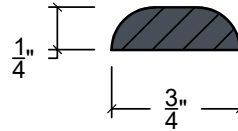
Available in the following styles in lengths of 94":



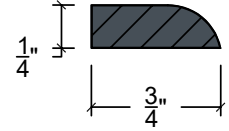
4.5" CROWN



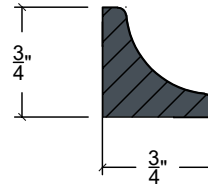
SHAKER



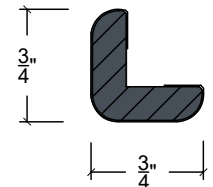
BATTEN



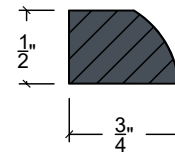
SCRIBE



INSIDE CORNER



OUTSIDE CORNER



SHOE MOULDING